


















# Interpreting Scaled Pictograms

Learning Objective: I can interpret scaled pictograms.

**Favourite Fruit**

	= 2 children				
	= 2 children				
	= 2 children				
	= 2 children				
					
		Banana	Grapes	Apples	Pears

Answer the following questions.

1. What is the favourite fruit?

2. How many children chose apples as their favourite fruit?

3. How many more children chose bananas than grapes, as their favourite fruit?

4. How many children chose apples or pears as their favourite fruit?

Write your own questions for a friend.

---



---



---



---

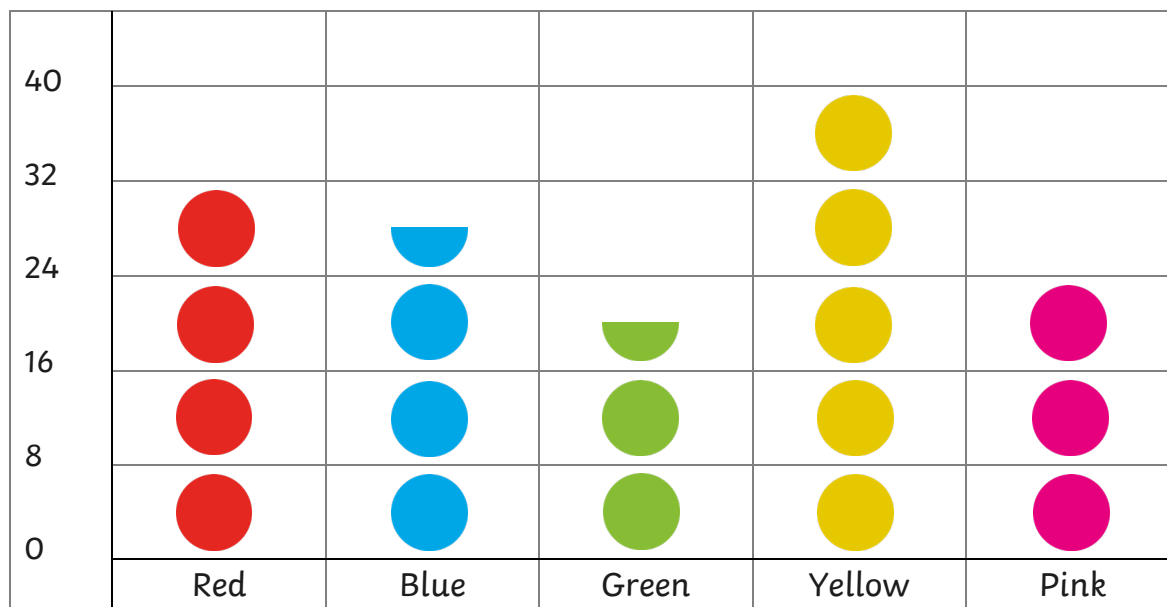


---

# Interpreting Scaled Pictograms

Learning Objective: I can interpret scaled pictograms.

**Favourite Colour**



Answer the following questions.

1. What is the least favourite colour?

2. How many children chose yellow as their favourite colour?

3. How many fewer children chose green than blue as their favourite colour?

4. How many children chose pink and red as their favourite colour?

Write your own questions for a friend.

---



---



---



---

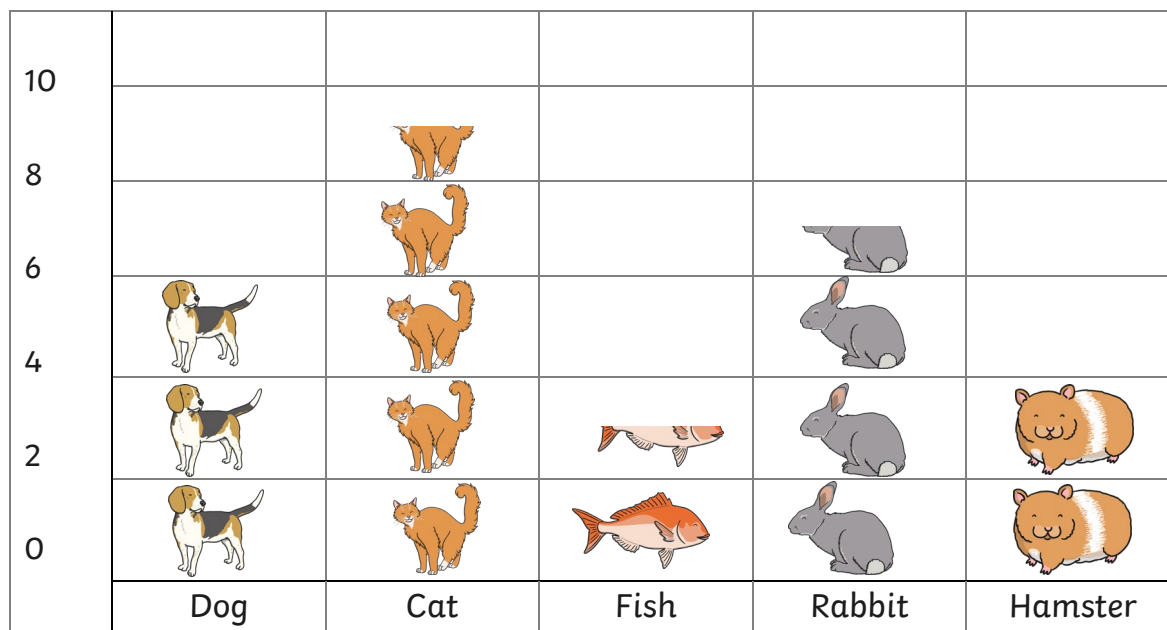


---

# Interpreting Scaled Pictograms

Learning Objective: I can interpret scaled pictograms.

**Class Pets**



Answer the following questions.

1. Which is the most common pet?

2. How many pets are there in the class?

3. How many more rabbits than hamsters are there?

4. How many fewer dogs than cats are there?

Write your own questions for a friend.

---



---



---



---



---

# Interpreting Scaled Pictograms

## Answers

### Favourite Fruit

1. What is the favourite fruit? **banana**
2. How many children chose apples as their favourite fruit? **8**
3. How many more children chose bananas than grapes, as their favourite fruit? **8**
4. How many children chose apples or pears as their favourite fruit? **14**

### Favourite Colour

1. What is the least favourite colour? **green**
2. How many children chose yellow as their favourite colour? **9**
3. How many fewer children chose green than blue as their favourite colour? **2**
4. How many children chose pink and red as their favourite colour? **14**

### Class Pets

1. Which is the most common pet? **cat**
2. How many pets are there in the class? **29**
3. How many more rabbits than hamsters are there? **3**
4. How many fewer dogs than cats are there? **3**