

Family

Look at the pictures.

Tom's family



Dan's family



Meena's family



Jane's family



1 Who lives with their Nan? Circle the answer.

Tom Meena Jane Dan

2 Who has a baby sister? Circle the answer.

Tom Meena Jane Dan

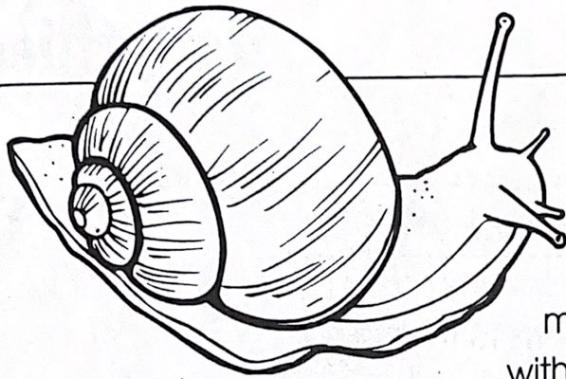
3 Who has two big brothers? Circle the answer.

Tom Meena Jane Dan

4 Who lives with only their Mum and Dad? Circle the answer.

Tom Meena Jane Dan

Snails



Snails are molluscs. Their soft body is covered by a coiled shell. They have a head, two feelers, two eyes, a mouth and a tongue covered with tiny teeth. Snails have one

foot. The snail's foot moves it along in a backward, wavelike movement. Snails breathe through a hole in the side of their body. Snails live almost everywhere.

Answer these questions.

1. What are snails? _____

2. What is their body covered with? _____

3. How many feet does a snail have? _____

4. How does a snail move? _____



5. Where could you find a snail? _____

Snails

Colour yes or no.

1. Are snails insects?

yes

no

2. Is their body covered by a shell?

yes

no

3. Do snails have one foot?

yes

no

4. Do snails breathe through a nose?

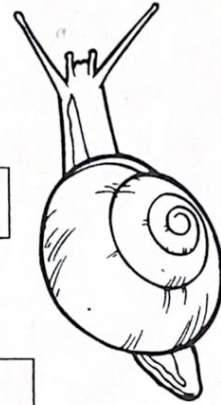
yes

no

5. Do snails live almost everywhere?

yes

no



Fill in the missing words.

Snails are _____. Their soft body is

covered by a _____.



They have a _____, two _____,

two eyes, a _____ and a tongue covered with tiny

_____.

Read and draw.

A snail sitting on a large flower.



Different spellings of the ear sound

Look at the **graphemes** that make the **ear** sound in these words.



ear



cheer

Use **sound talk** to read each of the rhyming words below.
Underline the grapheme that makes the **ear** sound.
Write the word in the correct box.

near ✓

peer ✓

here ✓

hear

sneer

jeer

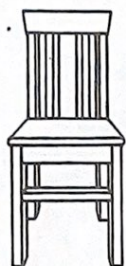
smear

clear

ear	eer	Other spellings
near	peer	here

Different spellings of the air sound


Look at the **graphemes** that make the **air** sound in these words.



chair



bear



square

Use **sound talk** to read each of the rhyming words below.
Underline the grapheme that makes the **air** sound.
Write the word in the correct box.

pair ✓

wear ✓

care ✓

share

fair

dare

pear

stair

air	ear	are
<u>pair</u>	<u>wear</u>	<u>care</u>

Reading questions: wh words

- Read these words.
Look out for the tricky parts.

when what which where

- Read each question.
Choose the answer or answers that are correct.
Draw rings round them.

What has whiskers?

a girl a snake a dolphin a cat

Which of these are round?

bead coin slope plate kite

When do you get up?

at night at dawn in the morning

Where can you swim?

a lake a maze a drive the sea

Writing sentences: go, do and like

- Read these tricky words.
 Say each word in **sound talk**.
 Look out for the tricky parts.
 Write over the letters to help you learn to spell the word.

go go

do do

like like

- Write a sentence to go with each picture.

I do like to go for a drive.



I do like to _____



I do _____



I do _____



Spelling: tricky words they, all and are

Read these tricky words.

Write over the letters to help you spell the words.


they all are

Read the caption.


Choose the word that makes sense.

Write the missing word or words you have chosen.

they _____ all soft



they are _____ hard



they _____ all clear



_____ foods



Segmenting for spelling: Set 6

Say the words to go with these pictures.
Help Tog the robot to **sound talk** each word.
Break the word into separate sounds.

Draw rings around the letters needed.



j v

	a	
--	---	--


 p m n



j v

	u	
--	---	--

 d b g



j v f

	o	
--	---	--

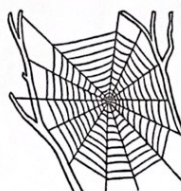
 v x c



v w j

	i	
--	---	--

 g j d



m v w

	e	
--	---	--

 b x j

Revision: Sets 1 to 5

Follow the arrows to write over each letter and say its sound.

s

a

t

p

i

n

m

d

g

o

c

k

e

u

r

h

b

f

l









Week 1 — Day 1

Read the words next to the picture.
Circle the correct word.



queen

king

- | | |
|---|---|
| 1  chips fish | 7  goat sheep |
| 2  town barn | 8  snack books |
| 3  think smell | 9  burger crisps |
| 4  sink toilet | 10  hat cloak |
| 5  skull shelf | 11  green brown |
| 6  train brain | 12  shiver drink |

Today I scored out of 12.



Week 2 — Day 3

Look at the picture.
Use the letter tiles to
complete the caption.



o n

n o food
or drinks

1



d l
o h

my hand


2



g i
o ng

up a ladder

3



o d l

an plane

4



o b th

in stripes

Today I scored out of 4.



Week 2 — Day 4

Write the sentence in the word frames.

I don't eat meat.

I d o n ' t e a t m e a t .



Remember to put the apostrophe in 'don't'.

1

We don't go near the old tower.



2

Insects don't like the cold.



3

Don't be so loud.



Today I scored out of 3.



Capital Letters and Full Stops

G Grammar

P Punctuation

S Spelling

Challenge 1

- P 1 The full stops and capital letters are missing from these sentences. Add them in the correct places.

Example: ^T the cat ran into the garden and scared the birds.

- a) the sun is so bright we need our sunglasses
- b) we went to play football in the park
- c) my sister likes apple juice but I prefer pineapple juice



3 marks

- P 2 Write the full stops and capital letters in the correct places, just like you did in question 1.

she saw the dog steal my sausage it sneaked up to the table
and grabbed it it was really naughty now there are no sausages
left the dog will have to stay in the garden at teatime

10 marks

Marks..... /13

Challenge 2

- P 1 Correct these sentences by adding the full stops and capital letters.

- a) the raindrops fell into the puddle with a loud plop
- b) the garden is full of bugs like spiders and worms

Capital Letters and Full Stops

c) we built a model using old junk

P


2

Draw a circle round each missing capital letter.
Add the missing full stops.

a) i saw a starfish in the rockpool

b) a mouse ran across the garden and hid in the wall

c) my friend likes playing games about space, so we do
that a lot



3 marks



3 marks

Marks..... /6

Challenge 3

P

1

Write an answer to each question. Write in full sentences
and use capital letters and full stops.

a) What colour is your hair?

b) What colour are your eyes?

P

2

Write the full stops and capital letters in this paragraph.

i love making pizza for my friends i bake the base first, and then
add tomato sauce i add sliced vegetables next last of all i add
cheese and herbs before my dad helps me to bake it in the oven



2 marks



9 marks

Marks..... /11

Total marks /30

How am I doing?






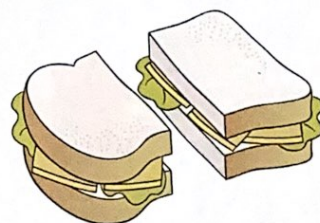
Sandwich making

You will need:

- bread
- butter
- salad
- cheese



- 1 Get two slices of bread.
- 2 Butter each slice of bread on one side.
- 3 Put the salad and the cheese on one slice.
- 4 Place the other slice of bread on top.
- 5 Cut the sandwich in half.
- 6 Enjoy eating your sandwich!



Copy the right answer.

- 1 How many slices of bread do you need? _____

one two three

- 2 What do you put in the sandwich? _____

cheese salad salad and cheese

- 3 When do you eat the sandwich? Tick (✓) the right answer.

When the bread has butter on it.

☐

When the cheese is added.

☐

After the sandwich is cut in half.

☐

A Martian lands on Earth


It was the middle of the night when the rocket landed in the supermarket car park. The engine had failed. The hatch opened and the Martian peered out. A Martian, I should tell you, has webbed feet, green skin and eyes on the ends of horns like a snail. This one, who was three hundred and twenty-seven years old, wore a red jersey.

He said, "Bother!" He had only passed his driving test the week before and was already losing his way.

He was also an extremely nervous person, and felt the cold badly. He shivered. A car hooted and he scuttled behind a rubbish bin.

It began to rain. He wrapped himself in a newspaper but the rain soon came through that. And then he saw that a sliding door into the back of the supermarket had been left a little bit open, just enough for him to wriggle through.

*Extract from Judy and the Martian
by Penelope Lively*



Tick (✓) the true sentences. Cross (X) the false sentences.

- 1 The rocket landed during the day.
- 2 The rocket landed in a supermarket car park.
- 3 The Martian was 127 years old.
- 4 The Martian was very hot.
- 5 It started to rain.

<input type="checkbox"/>
<input type="checkbox"/>
<input type="checkbox"/>
<input type="checkbox"/>
<input type="checkbox"/>

What did the Martian look like?

6 Skin – _____

Feet – _____

Eyes – _____

Answer the questions.

7 The Martian wore a red jersey. What is another word for 'jersey'?

8 What does the Martian do that shows he was nervous?

9 Why did the Martian go into the supermarket?

10 What do you think the Martian will do next?
